

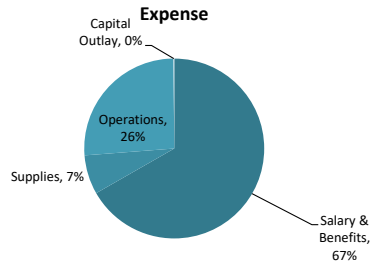
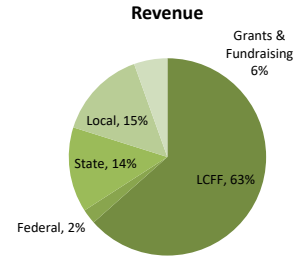
YU MING CHARTER SCHOOL

Multi-Year Budget Summary

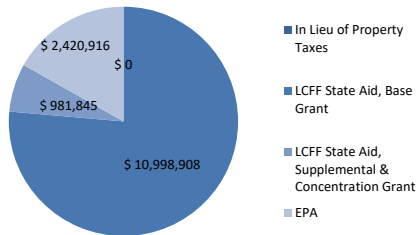
Prepared by ExED. For use by ExED and ExED clients only. © 2025 ExED

	2026-27 Forecast	2027-28	2028-29	2029-30	2030-31
Total Enrollment	1,189	1,243	1,291	1,368	1,368
ADA	1,141.44	1,193.28	1,239.36	1,313.28	1,313.28
% Free and Reduced	33%	33%	33%	33%	33%
% English Language Learners	17%	17%	17%	17%	17%
% Unduplicated Low Income, EL, Foster Youth	33%	33%	33%	33%	33%
INCOME					
8011-8098 - Local Control Funding Formula Sources	14,401,669	15,485,495	16,545,695	18,169,617	18,734,569
8100-8299 - Federal Revenue	550,497	580,705	598,631	621,786	632,951
8300-8599 - Other State Revenue	3,168,421	3,204,171	3,185,787	3,084,380	3,122,306
8600-8799 - Other Local Revenue	3,332,530	3,351,995	3,463,742	3,562,795	3,662,795
Grants/Fundraising	1,244,565	1,162,497	1,165,104	894,285	894,285
8999 - Other Prior Year Adjustment	-	-	-	-	-
TOTAL INCOME	22,697,681	23,784,864	24,958,958	26,332,863	27,046,907
EXPENSE					
1000 - Certificated Salaries	7,531,247	7,871,265	8,287,962	8,725,127	8,957,175
2000 - Classified Salaries	4,308,587	4,567,206	4,704,222	4,845,349	4,990,709
3000 - Employee Benefits	3,135,196	3,367,008	3,601,107	3,853,023	4,043,019
4000 - Supplies	1,578,835	1,599,477	1,662,707	1,752,496	1,775,608
5000 - Operating Services	5,850,275	6,095,611	6,395,978	6,803,340	6,965,644
6000 - Capital Outlay	33,176	30,684	30,458	15,302	3,700
7000 - Other Outgo	-	-	-	-	-
TOTAL EXPENSE	22,437,316	23,531,250	24,682,434	25,994,637	26,735,854
NET INCOME	260,366	253,614	276,524	338,226	311,053
Ending Cash Balance	3,697,468	3,848,380	4,030,119	4,279,951	4,427,404
Month with Lowest Ending Cash Balance	Dec: \$1,752,472	Dec: \$2,805,397	Dec: \$3,193,403	Dec: \$3,233,875	Dec: \$4,124,456
5% Reserve Goal	1,121,866	1,176,563	1,234,122	1,299,732	1,336,793
Lease Coverage Ratio (>1.10)	1.16	1.15	1.16	1.19	1.16
Days Cash on Hand (required 60)	60	60	60	60	60
Ending Debt Balance	-	-	-	-	-
Per Pupil Revenue	19,090	19,135	19,333	19,249	19,771
Per Pupil Revenue without Grants/Fundraising	18,043	18,200	18,431	18,595	19,117
Per Pupil Expense	18,871	18,931	19,119	19,002	19,544

2026-27 Revenue and Expense By Category



LCFF Funding Sources



The Local Control Funding Formula Revenue includes funds from the Education Protection Account created by the passage of Proposition 30 in November 2012. These funds will support instructional program expenditures (e.g. teacher salaries). Funds will not be used to support school administration and other EPA non-allowable expenses.

	2026-27 Forecast
Enrollment	1,189
ADA	1,141.44
ADA %	96.0%
UPP	37.5%
Income	
8011-8098 - Local Control Funding Formula Sources	
8011 Local Control Funding Formula	11,980,753
8012 Education Protection Account	2,420,916
8019 Local Control Funding Formula - Prior Year	-
8096 In Lieu of Property Taxes	-
8098 In Lieu of Property Taxes, Prior Year	-
Total 8011-8098 - Local Control Funding Formula Sources	14,401,669
8100-8299 - Federal Revenue	
8181 Special Education - Federal (IDEA)	153,555
8221 Child Nutrition - Federal	250,088
8223 CACFP Supper	-
8291 Title I	115,755
8292 Title II	21,099
8294 Title III	-
8295 Title IV, SSAE	10,000
8296 Title IV, PCSGP	-
8297 Facilities Incentive Grant	-
8299 All Other Federal Revenue	-
Total 8100-8299 - Other Federal Income	550,497
8300-8599 - Other State Revenue	
8520 Child Nutrition - State	471,503
8550 Mandate Block Grant	21,690
8560 Lottery Revenue	324,275
8587 State Grant Pass-Through	-
8591 SB740	1,013,245
8592 State Mental Health	96,735
8593 After School Education & Safety	-
8594 Supplemental Categorical Block Grant	-
8595 Expanded Learning Opportunity Program	615,395
8596 Prop 28 Arts & Music	238,547
8599 State Revenue - Other	387,030
Total 8300-8599 - Other State Income	3,168,421
8600-8799 - Other Local Revenue	
8631 Sale of Equipment & Supplies	-
8634 Food Service Sales	-
8650 Leases & Rentals	-
8660 Interest & Dividend Income	10,000
8662 Net Increase (Decrease) in Fair Value of Investments	178,000
8681 Intra-Agency Fee Income	-
8682 Childcare & Enrichment Program Fees	1,325,000
8689 All Other Fees & Contracts	-
8692 Grants	160,000
8694 In Kind Donations	-
8695 Contributions & Events	820,000
8696 Other Fundraising	264,565
8697 E-Rate	40,000
8698 SELPA Grants	-
8699 All Other Local Revenue	250,000
8792 Transfers of Apportionments - Special Education	1,529,530
Total 8600-8799 - Other Income-Local	4,577,095
Prior Year Adjustments	
8999 Other Prior Year Adjustment	-
Total Prior Year Adjustments	-
TOTAL INCOME	22,697,681
Expense	
1000 - Certificated Salaries	
1110 Teachers' Salaries	4,987,327
1120 Teachers' Hourly	52,190
1170 Teachers' Salaries - Substitute	368,790
1175 Teachers' Salaries - Stipend/Extra Duty	360,000
1211 Certificated Pupil Support - Librarians	-
1212 Certificated Pupil Support - Guidance & Counseling	-
1215 Certificated Pupil Support - Psychologist	219,258
1299 Certificated Pupil Support - Other	281,061
1300 Certificated Supervisors' & Administrators' Salaries	1,262,622
1900 Other Certificated Salaries	-
Total 1000 - Certificated Salaries	7,531,247
2000 - Classified Salaries	
2111 Instructional Aide & Other Salaries	1,240,353
2121 After School Staff Salaries	736,334
2131 Classified Teacher Salaries	-
2200 Classified Support Salaries	462,953
2300 Classified Supervisors' & Administrators' Salaries	828,788
2400 Classified Office Staff Salaries	900,443
2900 Other Classified Salaries	138,717
Total 2000 - Classified Salaries	4,308,587
Total 1000-2000 - Salaries	
	11,839,834
3000 - Employee Benefits	
3111 STRS - State Teachers Retirement System	1,438,468
3212 PERS - Public Employee Retirement System	-
3213 PARS - Public Agency Retirement System	-
3311 OASDI - Social Security	267,132
3331 MED - Medicare	171,678
3401 H&W - Health & Welfare	1,105,760
3501 SU - State Unemployment Insurance	27,160
3601 Workers' Compensation Insurance	124,998
3751 OPEB, Active Employees	-
3901 Other Retirement Benefits	-
3902 Other Benefits	-
Total 3000 - Employee Benefits	3,135,196
Total 1000-3000 - Salaries & Benefits	14,975,030
4000 - Supplies	
4111 Core Curricula Materials	86,898
4211 Books & Other Reference Materials	147,666
4311 Student Materials	124,314
4351 Office Supplies	41,731
4371 Custodial Supplies	44,910
4391 Food (Non Nutrition Program)	46,300
4392 Uniforms	10,000
4393 PE & Sports Equipment	5,025
4395 Before & After School Program Supplies	9,000
4399 All Other Supplies	45,094
4390 Other Supplies	115,419
4411 Non Capitalized Equipment	342,840
4711 Nutrition Program Food & Supplies	675,057
4713 CACFP Supper Food & Supplies	-
Total 4000 - Supplies	1,578,835
5000 - Operating Services	
5211 Travel & Conferences	86,960
5311 Dues & Memberships	52,857
5451 General Insurance	359,929
5511 Utilities	250,000
5521 Security Services	50,000
5531 Housekeeping Services	260,000
5599 Other Facility Operations & Utilities	60,000
5611 School Rent - Private Facility	1,852,576
5613 School Rent - Prop 39	-
5619 Other Facility Rentals	293,244
5621 Equipment Lease	216,000
5631 Vendor Repairs	50,769
5812 Field Trips & Pupil Transportation	281,514
5821 Legal	234,125
5823 Audit	24,005
5831 Advertisement & Recruitment	75,000
5841 Contracted Substitute Teachers	130,000
5842 Special Education Services	85,000
5843 Non Public School	-
5844 After School Services	10,000
5849 Other Student Instructional Services	88,570
5852 PD Consultants & Tuition	91,300
5854 Nursing & Medical (Non-EP)	10,000
5858 All Other Consultants & Services	554,645
5861 Non Instructional Software	180,876
5865 Fundraising Cost	76,400
5871 District Oversight Fees	144,017
5872 Special Education Fees (SELPA)	50,493
5881 Intra-Agency Fees	-
5895 Bad Debt Expense	-
5898 Uncategorized Expense	-
5899 All Other Expenses	75,000
5911 Office Phone	84,046
5913 Mobile Phone	1,928
5921 Internet	14,923
5923 Website Hosting	508
5931 Postage & Shipping	3,389
5999 Other Communications	2,209
Total 5000 - Operating Services	5,850,275
6000 - Capital Outlay	
6901 Depreciation Expense	33,176
6911 Amortization Expense - Lease Assets	-
6912 Amortization Expense - Other	-
6999 Capital Outlay	-
Total 6000 - Capital Outlay	33,176
7000 - Other Outgo	
7438 Interest Expense	-
Total 7000 - Other Outgo	-
TOTAL EXPENSE	22,437,316
NET INCOME	260,366